

Narrative Writing Assignment

Directions: You must choose a theme from the list below and incorporate it into your story.

A theme is a life lesson.

Here is your list of themes. You must choose one to include in your story.

1. Friendship can be found in unusual places.
2. With great power comes great responsibility.
3. Don't give up and you'll be successful.
4. It's better to work together than against each other.

Which theme did you choose? Write it here.

Once you've picked your theme, you will write a story in which you show that the theme is true.

Think of the stories we've read like "Monsters are Due on Maple Street" and "Dark They Were, and Golden Eyed." Both stories had a theme or life lesson that was shown by the events in the plot and the actions of the characters.

Use the storyboard on the reverse side of this paper to outline your story's plot. Then, on a separate sheet of paper, write your story.

Story Checklist

- ___ Sensory details describe the setting and characters.
- ___ Dialogue is used to bring the characters to life.
- ___ Descriptive language such as sensory details and/or similes and metaphors are used throughout the story.
- ___ Verbs are all the same tense (past, present).
- ___ Point of view is consistent and unchanging. (first person, third person).
- ___ Word choice is effective for the kind of story you are writing. Pay attention to the connotation of words.
- ___ Indent the first line of each new paragraph. (You must start a new paragraph every time you change topics or a different character speaks. Use any novel as an example of this.)

Name: _____


Period: _____

Date: _____


Storyboarding:

Use the boxes to draw pictures that show what is happening in your story. Then, write a brief summary of each picture on the lines provided.


Title: _____




Exposition _____




Rising Action



Rising Action



Climax _____



Falling Action/
Resolution _____

Resolution _____
